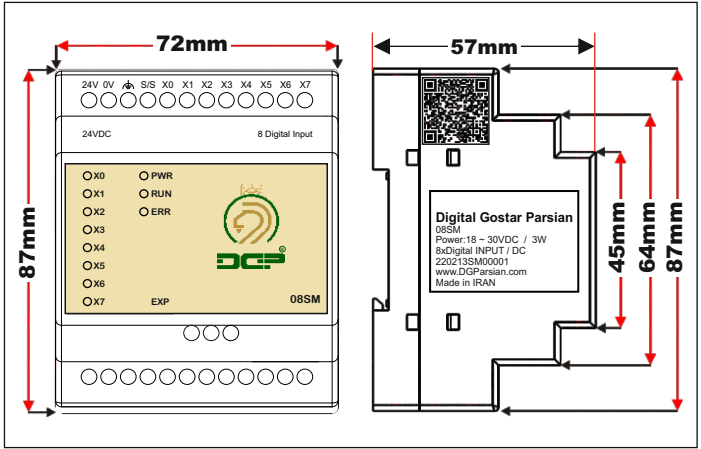
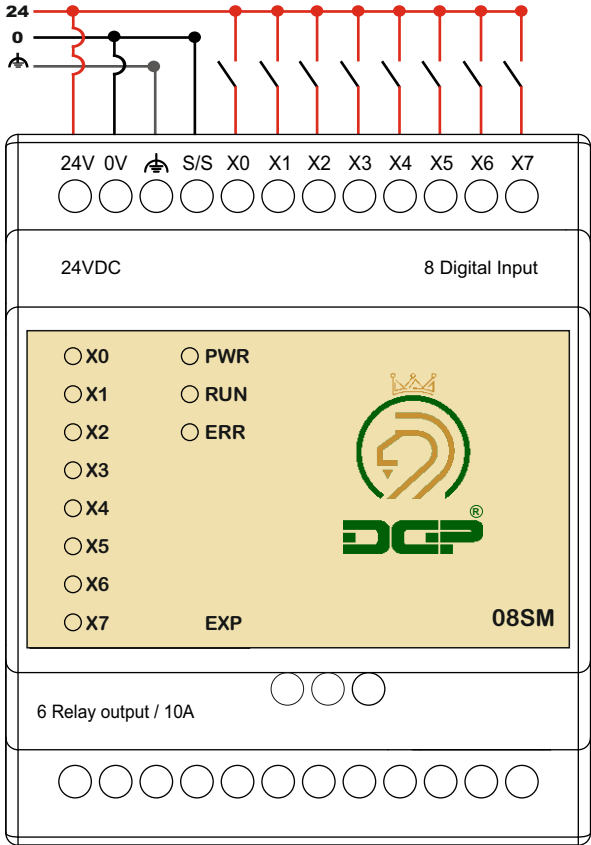



Input	
Input voltage	24 VDC (20.5 ~ 28.5) - single common port input
Power consumption	2 W
Input No.	X0 ~ X7
Working voltage	250V AC, < 30V DC
Response Time(On,Off)	Approx. 10ms



توضیحات	اطلاعات درج در پلاک محصول	ردیف										
By scanning the barcode, certain information such as website address, email address and phone number will be provided to you.	 QR Code	1										
PLC manufacturer	Digital Gostar Parsian	2										
EXP model	08SM	3										
Product's permissible voltage limits/Power consumption	Power: 18 ~ 30V DC / 3W	4										
8 Digital input/Direct current	8xDigital Input DC	5										
1.Production year 2.Production month 3.Production day 4.EXP model 5.The number of the manufactured EXP	220213SM00001 <table border="1"><tr><td>22</td><td>02</td><td>13</td><td>SM</td><td>00001</td></tr><tr><td>1</td><td>2</td><td>3</td><td>4</td><td>5</td></tr></table>	22	02	13	SM	00001	1	2	3	4	5	6
22	02	13	SM	00001								
1	2	3	4	5								
The original website of the PLC manufacturer	www.DGParsian.ir	7										
Manufactured in Iran	Made in Iran	8										



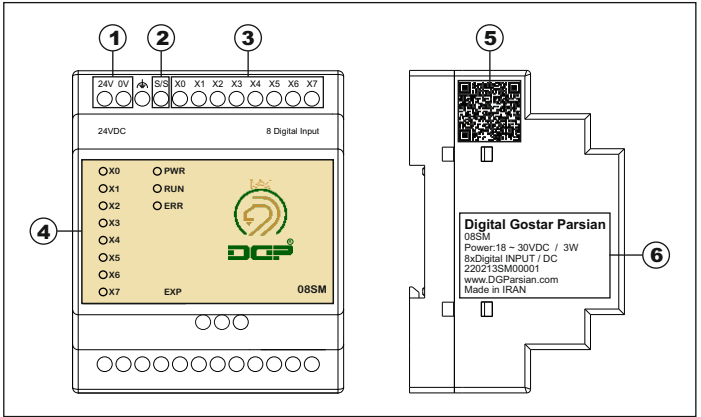
Usage of LED indicators

Description	LED
By activation of each input, the respecting LED turns on	X0 ~ X7
Stands for POWER and it turns on once the input voltage is applied	PWR
When the PLC is ready for operation, this LED turns on	RUN
Once the voltage violates the permissible limits, this LED turns on	ERR

Capable of connecting to all PLCs of green membrane  
24V-DC input voltage  
Count of digital inputs 24V: 8  
LED displays the status of inputs

**Warning:**  
Applying excessive force to terminal screws will damage the terminals.

**Warranty:**  
\* This product comes with a one-year replacement warranty and after-sales service.  
\* The warranty will be void if any of the following conditions occur:  
- Applying voltage beyond the allowed limit  
- Exceeding the allowed current from digital outputs  
- Deformation caused by breakage, impact, and excessive heat  
- Changing or replacing parts by unauthorized personnel  
- Exposure to corrosive liquids and gases



1.Input voltage	2.Sink and source
3.Digital input	4.LED indicator
5.QR-Code	6.EXP plate